

Statistics on the distribution of GEBCO's data sets and access to its web site – since the previous GEBCO meetings in 2010

Ms. Pauline Weatherall, GEBCO Digital Atlas Manager



Report given at the 28th GEBCO Guiding Committee meeting
Held at Scripps Institution of Oceanography, La Jolla, California, USA
7th October 2011

Access to GEBCO's data sets and web site

- **Distribution of GEBCO's data sets and products**
- **Statistics on access to GEBCO's web site**

Making GEBCO's grids available

On behalf of GEBCO, GEBCO's bathymetric data sets are made available by BODC via the internet and on DVD as part of the GEBCO Digital Atlas.

Since last GEBCO meeting in September 2010 there have been over:

- **5,600 downloads of the GEBCO_08 Grid**
- **1,670 downloads of the GEBCO_08 SID Grid**
- **2,300 downloads of the GEBCO One Minute Grid**

Total since release of GEBCO_08 Grid in January 2009

- **11,700 downloads of the GEBCO_08 Grid**

Access to GEBCO's web site – www.gebco.net

GEBCO's web site is maintained, on behalf of GEBCO, by BODC

Since last GEBCO meeting in September 2010

- **Over 213,000 pages viewed**
- **Over 71,700 visitors to the site**

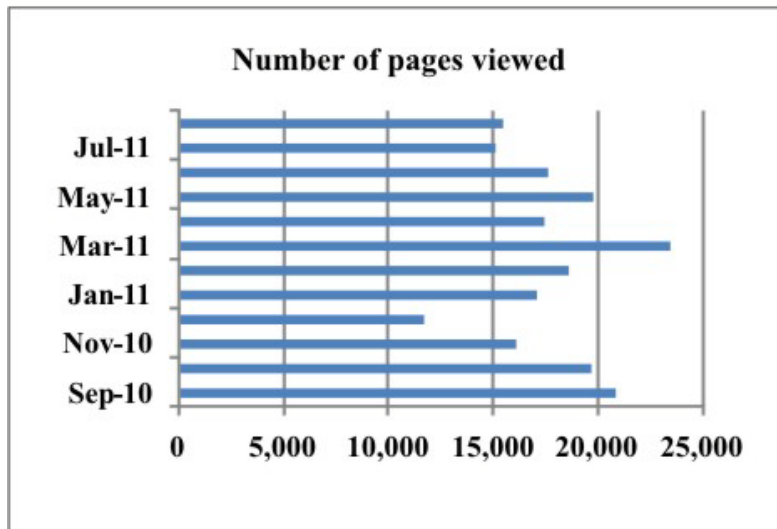
Total since launch in July 2008

- **Over 569,000 pages viewed**

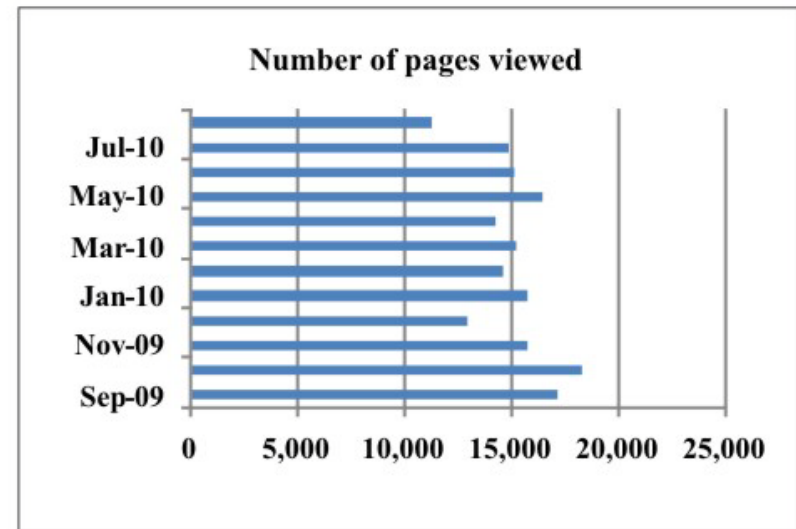
Access to GEBCO's web site – www.gebco.net

Comparison plots – access to GEBCO's web site

Year 2010/2011



Year 2009/2010



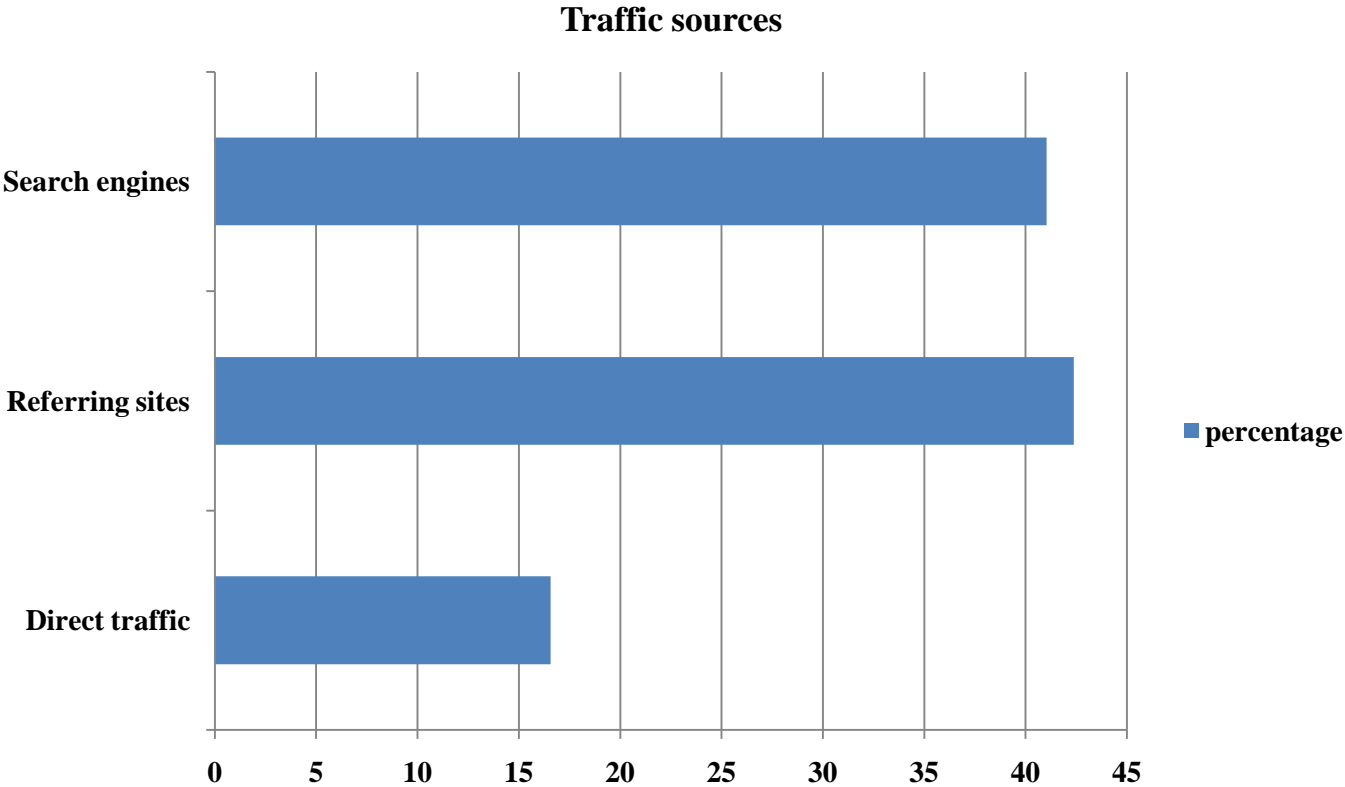
Access to GEBCO's web site – www.gebco.net

The top ten most visited links

Page title and URL	Page views	Average time on page (minutes)
GEBCO World map www.gebco.net/data_and_products/gebco_world_map/index.html	37,357	01:18
GEBCO home page www.gebco.net/index.html	36,750	01:04
GEBCO's grids* www.gebco.net/data_and_products/gridded_bathymetry_data/index.html	34,323	01:33
GEBCO Digital Atlas www.gebco.net/data_and_products/gebco_digital_atlas/index.html	12,630	00:55
GEBCO's data and products www.gebco.net/data_and_products/index.html	8,867	00:22
External link to grid data download page* www.bodc.ac.uk/data/online_delivery/gebco/index.html	8,448	05:50
Grid display software www.gebco.net/data_and_products/grid_display_software/index.html	5,731	01:17
Undersea Feature Names Gazetteer www.gebco.net/data_and_products/undersea_feature_names/index.html	5,332	01:32
Contact details www.gebco.net/about_us/contact_us/index.html	3,340	02:03
GEBCO world map JPEG image www.gebco.net/data_and_products/gebco_world_map/images/gda_world_map_large.jpg	3,196	04:09

Access to GEBCO's web site – www.gebco.net

How users are finding our web site



Access to GEBCO's web site – www.gebco.net

Distribution by country (top 15 'number of visits') of IP addresses accessing GEBCO's web site.

Country/Territory	Visits	Pages/visit	Average time on site (minutes)
United States	16,345	2.62	02:10
United Kingdom	6,642	2.61	02:06
Germany	3,669	3.50	03:01
France	2,912	3.59	03:07
Canada	2,750	2.99	03:05
Japan	2,353	2.98	02:50
India	2,258	2.50	02:16
Italy	2,235	3.18	02:50
Spain	2,210	3.46	02:56
Australia	1,841	2.71	02:47
Russia	1,630	3.70	03:55
Indonesia	1,571	2.73	03:39
Brazil	1,437	3.00	03:36
China	1,275	3.26	04:28
Norway	1,128	2.46	02:06